

WALTHERS®

E-Update

1/3/2024

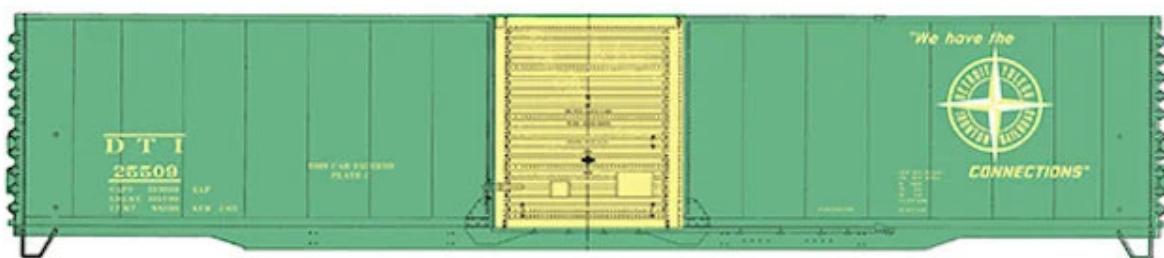
1960s and 70s Carriers Ready for Your Fleet



WalthersMainline® Tri-Level Open Auto Racks model an 89' flatcar with a Paragon II style auto rack mounted atop its deck. These specialized freight car prototypes offered increased capacity and easier loading and unloading compared to the automobile boxcars of prior generations. Each could be filled with three decks of Detroit's finest, speeding their rubber-tired commodity to markets all across the country. The WalthersMainline HO scale model features a die-cast metal underframe for reliable tracking loaded or empty, as well as swinging drawbars to help these long freight cars negotiate curves of 24" radius or greater. Add them to your fleet to bolster auto industry output today.

[Shop Now](#)

Inbound Auto Industry Freight to Pair With Outbound Cousins




Just announced and available for pre-order right now, new Pullman-Standard 60' Single Door Auto Parts Boxcars from WalthersMainline are the perfect pairing with open auto racks for

inbound/outbound freight to auto industries on your layout. In the early 1960s, auto makers approached freight car builders with the request to create the perfect boxcar for hauling heavy parts and this car was their answer. Their smooth sides hide interior posts where load restraints could be mounted. Large single doors provided easy access to load heavier cargo by forklift. Such loads included engine blocks, transmissions, brake drums, etcetera – and were carried via special baskets designed for the job. These 60' boxes were seen in priority train service moving to and from America's auto assembly plants, and they'll be ready to enter service on your layout this winter.

[Preorder Now](#)

Protect that freight!



Milwaukee Road fans have been waiting a long time for the return of our HO scale Milwaukee Rib Side Caboose from Walther'sProto®. Built in the 1930s through 40s, Milwaukee's prototype bay window caboose borrowed ideas from their freight and passenger car fleets of the time, using welded steel, ribbed sides to provide extra strength, and building the car atop passenger trucks originally designed for their 56' combines. Over the course of 15 years Milwaukee Road built 315 such cabooses, modernizing and updating them along the way. And they were long-lived with many units serving the road up to and past the 1985 Soo Line merger. The model is being offered in two different configurations and five paint schemes. It's well-detailed with wire grabs, separately applied ladders and exhaust stacks and a detailed underbody, and would make an handsome addition to the rear of Milwaukee Road freights.

[Shop Now](#)

Style and Sounds of Old-Time Railroading in HO from Bachmann



This Bachmann HO Scale 4-4-0 with Wood Tender is based on the fancy steam locomotives from North America's early days of railroading. Decorated in colorful schemes, locomotives like this were favorites from the mid-1800s and lasted into the early 1900s when replaced by much larger engines. This modern model of a vintage classic features a detailed injection-molded body, fine decoration and E-Z Mate(R) Mark II knuckle couplers. It performs best on 18" or larger radius curves. The Bachmann Sound Value steam locomotive is DCC-equipped with a SoundTraxx(R) decoder for sound, speed, direction, and lighting control, and is ready-to-run for either analog layout or DCC operation. The 4-4-0 with Wood Tender is one of many Bachmann HO Scale locomotives.

[Shop Now](#)

One of the Most Widely Used EMD Diesels in N Scale from Broadway Limited



The N Scale Broadway Limited EMD SD40-2 with sound and DCC is based on one of the most popular diesels ever built. Introduced in the 1970s, reliable SD40-2s became the workhorse diesels used for everything from hauling 10,000-ton coal drags to short, fast intermodal trains. This diesel features full Paragon4 sound and DCC for realistic sound and motor control. The Paragon4 sound system works with all Broadway Limited Rolling Thunder(TM) advanced sound systems. Other features of this diesel locomotive include a heavy die cast chassis, smooth-running flywheel-equipped drive, directional lighting, magnetic knuckle couplers and low or high nose body as appropriate for each roadname. The N Scale EMD SD40-2 can be operated on all DCC systems as well as on standard DC railroads (with limited sound functionality). It has wheels profiled to operate on Code 55 and larger rail and curves of 9-3/4" radius and larger are recommended. The EMD SD40-2 is one of many Broadway Limited N Scale locomotives.

Shop Now



@2023

[Contact](#) - [Privacy Policy](#).

[Unsubscribe](#) [Forward](#)

5601 W Florist Ave, Milwaukee, WI 53218-1622

There's no HO job too big for the
WalthersMainline GP9s! Check out the latest
chopped nose models in this week's New video!

[View in browser](#)

WALTHERS®

E-Update
1/10/2024

**Check out the Newest Run of Chopped Nose GP9s from
WalthersMainline®**



Tough as their prototypes, discover the great features inside and out that make WalthersMainline GP9 diesels the perfect power for your HO railroad!

[Watch Now](#)

Biggest Track Sale of the Year on Now at Walthers!



High-speed main line, weed-grown branch, busy yard or seldom-used siding, track tells the story of your railroad like no other model! Incorporating high quality track components is easy with the great selection of track and accessories - over 200 items in all - specially priced during our annual Track Sale! Quantities are limited, check out the selection and get your order in now!

Save Now


New WaltherMainline 1948 Modernized Boxcars are Here!



Meet the needs of customers from the 1960s to 1980s when you add WaltherMainline 40' Association of American Railroads (AAR) Modernized 1948 Boxcars to your HO railroad! Thousands were still in service when new safety standards were adopted in the 1960s, and many owners opted for simple rebuilds to bring them into compliance. Roof walks were removed, and short ladders installed on the A end; the B end received a new rooftop grab iron, but kept the original high-mounted hand brake wheel and tall ladders. Sporting new color and lettering schemes, many remained in regular service well into the 1980s! With period paint and authentic detailing, our WaltherMainline models come fully assembled and will look great behind your favorite first- and second-generation diesel power. Our newest run includes cars from the ATSF, CB&Q, Linde Gas, Louisville, New Albany & Corydon, UP® and Undecorated, and just for fun, a special run of UPS® cars in signature brown and gold! Multiple numbers are available for each roadname to build a fleet in minutes. Just arrived but moving fast, you'll want to order now for best selection!

Shop Now

Order Your New Atlas Master Slab-Side Covered Hoppers Now!



Add authentic equipment to your 1950s - 1990s freight operations With these HO, Slab-Side Hoppers, new from Atlas! This unique design allowed for a larger interior space and an increased payload, along with a smoother ride and low center of gravity. A common site on Canadian and US railroads, they could be found carrying grain, malt, sugar, cement, sand and similar granular loads. Highly detailed, the models are offered with 6, 8, or 12 roof hatches as used for loading various commodities, and both pre-1954 closed body styles or the later open style that allowed easier access to unloading mechanisms. Fully assembled, the cars ride on accurate trucks with metal wheels, and feature body-mounted AccuMate knuckle couplers. A wide range of authentic schemes is in stock but only while supplies last! Order yours now to avoid missing out!

Shop Now

Switch Things Up with these New Bachmann Transfer Caboose



Designed with crews in mind, the new Transfer Caboose from Bachmann is perfect for protecting HO freight trains! Introduced late in the 20th century as a replacement for traditional road cabooses on short trips such as transfer runs, local switch jobs and wayfreights, these cut-down cars provided larger end platforms for better visibility during switching, and a basic shelter. Today, they're still serving as shoving platforms on jobs where long reverse moves are needed without repositioning the engine. Ready for service, these all-new models feature a detailed plastic body, colorful paint and lettering, metal wheels and E-Z Mate® magnetic knuckle couplers. Just arrived in Milwaukee, roadnames include CSX, MP™, SP™ and UP®. In stock and shipping now, order yours today for best selection!

[Shop Now](#)



@2024

[Contact](#) - [Privacy Policy](#)

[Unsubscribe](#) [Forward](#)

5601 W Florist Ave, Milwaukee, WI 53218-1622

Drive auto traffic on your 1970s and later HO layout with Walther's Mainline 89' Flatcar with Tri-Level Shielded Auto Racks

[View in browser](#)

WALTHERS®

E-Update
1/17/2024

Classic Auto Carriers Coming Soon from Walther's Mainline®



See why great details and features make the Walther's Mainline 89' Flatcar w/ Tri-Level Open Auto Rack perfect for 1970s and later HO layouts!

[Watch Now](#)

Biggest Track Sale of the Year on Now at Walther's!



High-speed main line, weed-grown branch, busy yard or seldom-used siding, track tells the story of your railroad like no other model! Incorporating high quality track components is easy with the great selection of track and accessories - over 200 items in all - specially priced during our annual Track Sale! Quantities are limited, check out the selection and get your order in now!

[Save Now](#)

See What's New From Walthers at the Amherst Show!



E-Update friends, be sure to stop by and say hi during this year's Railroad Hobby Show! We'll be in the Better Living Center, booth 10 where you can see many of our latest arrivals and newly-announced products first-hand. The Amherst show, as its popularly known, fills 350,000 square feet spread over four buildings, and with models, collectibles, supplies and more, there's something for every train fan! Held at the Eastern States Exposition at 1305 Memorial Avenue in West Springfield, Massachusetts, the show open at 9:00AM Eastern Saturday January 27 (10:00AM Eastern on Sunday the 28th) and runs until 5:00PM Eastern both days. Click [here](#) for directions, details and more information. See you there!

[Learn More](#)

**Build a Complete Station Scene with Two New N Scale
Cornerstone® Kits!**



Here's a pair of great winter projects for your N Scale railroad - the new Cornerstone Golden Valley Depot ([#933-3894](#)) and Freight House ([#933-3895](#)) kits are in stock and shipping now! Similar structures could be found on railroads big and small throughout the steam-and diesel-eras. The

depot builds into a typical small town combination station with a herringbone brick platform, perfect for handling passenger traffic and express shipment by itself, or use it alongside the matching freight house in bigger towns generating more business. Both are designed for easy assembly with parts molded in colors, and two-piece wall assemblies that simplify painting if desired. Order yours today!

[Shop Now](#)

Just Arrived - Get Your New HO WalthersProto® E Units Today!




Keep your premiere HO streamliners on schedule with the newest WalthersProto E Units leading the way! A favorite for railroads upgrading passenger service in the postwar years, the E8, and the later almost identical E9, led many of America's most famous trains, with many later serving Amtrak as well as in fast freight and commuter service. Wearing a rainbow of authentic schemes and packed with road-specific details, our new releases include E8s from the Pennsylvania (perfect for *The General*, *Broadway Limited* and other Blue Ribbon trains), as-delivered Union Pacific® and Milwaukee Road E9s (that lead the *City of San Francisco* and other Streamliners from 1955 on), along with B&O, C&O and Southern E8s, plus CB&Q E9s that feature our unique plated finish to simulate stainless steel. For modern-era modelers, check out the newly tooled replicas of UP's signature excursion fleet E9A-Bm units, updated with ditch lights and other contemporary details! Good looks are just the beginning, as each features the rugged and reliable WalthersProto drive - considered the best in the industry by many modelers. Available while supplies last with ESU LokSound 5 Sound & DCC for DCC or DC powered layouts, and in Standard DC versions, supplies are limited and they're moving fast! Order yours now to avoid missing out!

[Shop E9s](#)

[Shop E8s](#)

Amazing New Alco Diesels Available Now from Bowser!



Tackle any assignment on your HO railroad with the new Alco RS-3 from Bowser! Built between 1950 and 1956, over 1,400 of these versatile road switchers worked all across North America, with some still in short line freight and museum service! The Bowser Executive Line models feature accurate, railroad- and era-specific body variations, applied details and a smooth-running drive with can motor, flywheels, nickel silver wheels with RP-25 flanges and knuckle couplers. DCC-equipped models include a factory-installed ESU LokSound Select sound and DCC decoder and operate on both DCC and DC (with limited sound features) layouts; DC models feature a 21-pin DCC decoder interface for easy conversion to DCC whenever you're ready (decoder sold separately). In stock and ready to ship, order yours now for the best selection!

[Shop Now](#)



@2024

[Contact](#) - [Privacy Policy](#)

[Unsubscribe](#) [Forward](#)

5601 W Florist Ave, Milwaukee, WI 53218-1622

Get ready for fantrip season with the latest run of UP® Heritage Fleet Passenger Cars from WalthersProto®!

[View in browser](#)

WALTHERS®

E-Update

1/24/2024

See What's New From Walthers at the Amherst Show!



E-Update friends, be sure to stop by and say hi during this year's Railroad Hobby Show! We'll be in the Better Living Center, booth 10 where you can see many of our latest arrivals and newly-announced products first-hand. The Amherst show, as its popularly known, fills 350,000 square feet spread over four buildings, and with models, collectibles, supplies and more, there's something for every train fan! Held at the Eastern States Exposition at 1305 Memorial Avenue in West Springfield, Massachusetts, the show open at 9:00AM Eastern Saturday January 27 (10:00AM Eastern on Sunday the 28th) and runs until 5:00PM Eastern both days. Click [here](#) for directions, details and more information. See you there!

[Learn More](#)

Check out these WalthersMainline® Heavy-Haulers!



Add real variety to your flatcar fleet with the WaltherMainline 60' Pullman-Standard Flatcars, available now in HO! Based on prototype cars built from the 1960s onward for TTX and many railroads where they're still going strong, the prototypes are equipped to handle all kinds of heavy-hauling chores. Our layout-ready models feature superbly detailed decks that match different prototype configurations, along with bulkhead flats, container carriers and more. A variety of colorful schemes are in stock, each with multiple car numbers, but remember, these are all limited-runs! Don't miss out, order yours today!

[Shop Now](#)

Great New Field Offices for HO and N Scale Sites from Atlas!



Set up shop in minutes with the new Atlas 40' Mobile Office Containers, available in both HO and N Scale! The prototypes fill the need for portable, on-demand office space at construction sites, railroad yards and many other places, and are made from "retired" shipping containers. Each features accurate doorway, window and light fixture (nonoperating) details, plus separately applied

air conditioning units and electrical equipment housings, and conduits, plus fine decoration. Already moving fast, get your orders in right away and avoid missing out!

[Shop Now](#)

Contemporary Lumber Carriers Available Now from Rapido



Modernize lumber traffic in minutes with the new National Steel Car (NSC) 73' Centerbeam Flatcars, now arriving in HO from Rapido! Built from 1987 to the early 2000s, they're a common sight all across North America hauling finished lumber and other building materials today. Each features roadname-specific side sill, deck, underbody and top truss variations, factory-installed rubber air hoses, metal grab irons and metal wheelsets. Build a fleet in minutes with a six-pack of cars, featuring different numbers, or choose from individual cars (limited quantities available), but make sure you don't miss out, get your order in now before they're gone!

[Shop Now](#)



@2024

[Contact](#) - [Privacy Policy](#)

[Unsubscribe](#) [Forward](#)

5601 W Florist Ave, Milwaukee, WI 53218-1622