

WALTHERS®

E-Update
1/3/2024

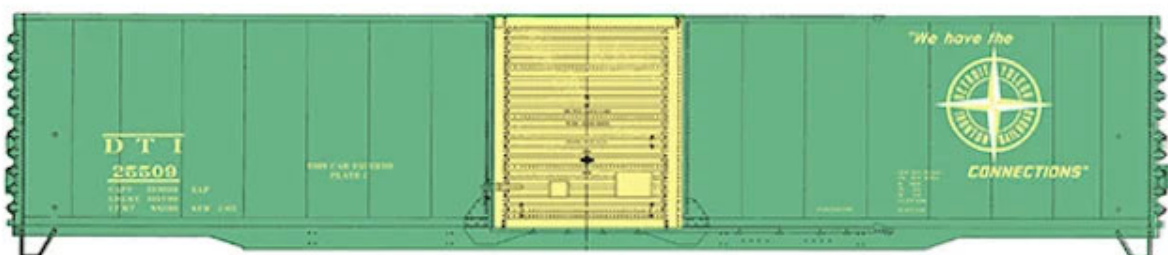
1960s and 70s Carriers Ready for Your Fleet



WalthersMainline® Tri-Level Open Auto Racks model an 89' flatcar with a Paragon II style auto rack mounted atop its deck. These specialized freight car prototypes offered increased capacity and easier loading and unloading compared to the automobile boxcars of prior generations. Each could be filled with three decks of Detroit's finest, speeding their rubber-tired commodity to markets all across the country. The WalthersMainline HO scale model features a die-cast metal underframe for reliable tracking loaded or empty, as well as swinging drawbars to help these long freight cars negotiate curves of 24" radius or greater. Add them to your fleet to bolster auto industry output today.

[Shop Now](#)

Inbound Auto Industry Freight to Pair With Outbound Cousins




Just announced and available for pre-order right now, new Pullman-Standard 60' Single Door Auto Parts Boxcars from WalthersMainline are the perfect pairing with open auto racks for

inbound/outbound freight to auto industries on your layout. In the early 1960s, auto makers approached freight car builders with the request to create the perfect boxcar for hauling heavy parts and this car was their answer. Their smooth sides hide interior posts where load restraints could be mounted. Large single doors provided easy access to load heavier cargo by forklift. Such loads included engine blocks, transmissions, brake drums, etcetera – and were carried via special baskets designed for the job. These 60' boxes were seen in priority train service moving to and from America's auto assembly plants, and they'll be ready to enter service on your layout this winter.

[Preorder Now](#)

Protect that freight!



Milwaukee Road fans have been waiting a long time for the return of our HO scale Milwaukee Rib Side Caboose from Walther's Proto®. Built in the 1930s through 40s, Milwaukee's prototype bay window caboose borrowed ideas from their freight and passenger car fleets of the time, using welded steel, ribbed sides to provide extra strength, and building the car atop passenger trucks originally designed for their 56' combines. Over the course of 15 years Milwaukee Road built 315 such cabooses, modernizing and updating them along the way. And they were long-lived with many units serving the road up to and past the 1985 Soo Line merger. The model is being offered in two different configurations and five paint schemes. It's well-detailed with wire grabs, separately applied ladders and exhaust stacks and a detailed underbody, and would make an handsome addition to the rear of Milwaukee Road freights.

[Shop Now](#)

Style and Sounds of Old-Time Railroading in HO from Bachmann



This Bachmann HO Scale 4-4-0 with Wood Tender is based on the fancy steam locomotives from North America's early days of railroading. Decorated in colorful schemes, locomotives like this were favorites from the mid-1800s and lasted into the early 1900s when replaced by much larger engines. This modern model of a vintage classic features a detailed injection-molded body, fine decoration and E-Z Mate(R) Mark II knuckle couplers. It performs best on 18" or larger radius curves. The Bachmann Sound Value steam locomotive is DCC-equipped with a SoundTraxx(R) decoder for sound, speed, direction, and lighting control, and is ready-to-run for either analog layout or DCC operation. The 4-4-0 with Wood Tender is one of many Bachmann HO Scale locomotives.

[Shop Now](#)

One of the Most Widely Used EMD Diesels in N Scale from Broadway Limited



The N Scale Broadway Limited EMD SD40-2 with sound and DCC is based on one of the most popular diesels ever built. Introduced in the 1970s, reliable SD40-2s became the workhorse diesels used for everything from hauling 10,000-ton coal drags to short, fast intermodal trains. This diesel features full Paragon4 sound and DCC for realistic sound and motor control. The Paragon4 sound system works with all Broadway Limited Rolling Thunder(TM) advanced sound systems. Other features of this diesel locomotive include a heavy die cast chassis, smooth-running flywheel-equipped drive, directional lighting, magnetic knuckle couplers and low or high nose body as appropriate for each roadname. The N Scale EMD SD40-2 can be operated on all DCC systems as well as on standard DC railroads (with limited sound functionality). It has wheels profiled to operate on Code 55 and larger rail and curves of 9-3/4" radius and larger are recommended. The EMD SD40-2 is one of many Broadway Limited N Scale locomotives.

Shop Now



@2023

[Contact](#) - [Privacy Policy](#).

[Unsubscribe](#) [Forward](#)

5601 W Florist Ave, Milwaukee, WI 53218-1622

There's no HO job too big for the
WalthersMainline GP9s! Check out the latest
chopped nose models in this week's New video!

[View in browser](#)

WALTHERS®

E-Update
1/10/2024

**Check out the Newest Run of Chopped Nose GP9s from
WalthersMainline®**



Tough as their prototypes, discover the great features inside and out that make WalthersMainline GP9 diesels the perfect power for your HO railroad!

[Watch Now](#)

Biggest Track Sale of the Year on Now at Walthers!



High-speed main line, weed-grown branch, busy yard or seldom-used siding, track tells the story of your railroad like no other model! Incorporating high quality track components is easy with the great selection of track and accessories - over 200 items in all - specially priced during our annual Track Sale! Quantities are limited, check out the selection and get your order in now!

Save Now


New WaltherMainline 1948 Modernized Boxcars are Here!



Meet the needs of customers from the 1960s to 1980s when you add WaltherMainline 40' Association of American Railroads (AAR) Modernized 1948 Boxcars to your HO railroad! Thousands were still in service when new safety standards were adopted in the 1960s, and many owners opted for simple rebuilds to bring them into compliance. Roof walks were removed, and short ladders installed on the A end; the B end received a new rooftop grab iron, but kept the original high-mounted hand brake wheel and tall ladders. Sporting new color and lettering schemes, many remained in regular service well into the 1980s! With period paint and authentic detailing, our WaltherMainline models come fully assembled and will look great behind your favorite first- and second-generation diesel power. Our newest run includes cars from the ATSF, CB&Q, Linde Gas, Louisville, New Albany & Corydon, UP® and Undecorated, and just for fun, a special run of UPS® cars in signature brown and gold! Multiple numbers are available for each roadname to build a fleet in minutes. Just arrived but moving fast, you'll want to order now for best selection!

Shop Now

Order Your New Atlas Master Slab-Side Covered Hoppers Now!



Add authentic equipment to your 1950s - 1990s freight operations With these HO, Slab-Side Hoppers, new from Atlas! This unique design allowed for a larger interior space and an increased payload, along with a smoother ride and low center of gravity. A common site on Canadian and US railroads, they could be found carrying grain, malt, sugar, cement, sand and similar granular loads. Highly detailed, the models are offered with 6, 8, or 12 roof hatches as used for loading various commodities, and both pre-1954 closed body styles or the later open style that allowed easier access to unloading mechanisms. Fully assembled, the cars ride on accurate trucks with metal wheels, and feature body-mounted AccuMate knuckle couplers. A wide range of authentic schemes is in stock but only while supplies last! Order yours now to avoid missing out!

Shop Now

Switch Things Up with these New Bachmann Transfer Caboose



Designed with crews in mind, the new Transfer Caboose from Bachmann is perfect for protecting HO freight trains! Introduced late in the 20th century as a replacement for traditional road cabooses on short trips such as transfer runs, local switch jobs and wayfreights, these cut-down cars provided larger end platforms for better visibility during switching, and a basic shelter. Today, they're still serving as shoving platforms on jobs where long reverse moves are needed without repositioning the engine. Ready for service, these all-new models feature a detailed plastic body, colorful paint and lettering, metal wheels and E-Z Mate® magnetic knuckle couplers. Just arrived in Milwaukee, roadnames include CSX, MP™, SP™ and UP®. In stock and shipping now, order yours today for best selection!

[Shop Now](#)



@2024

[Contact](#) - [Privacy Policy](#)

[Unsubscribe](#) [Forward](#)

5601 W Florist Ave, Milwaukee, WI 53218-1622

Drive auto traffic on your 1970s and later HO layout with Walther's Mainline 89' Flatcar with Tri-Level Shielded Auto Racks

[View in browser](#)

WALTHERS®

E-Update
1/17/2024

Classic Auto Carriers Coming Soon from Walther's Mainline®



See why great details and features make the Walther's Mainline 89' Flatcar w/ Tri-Level Open Auto Rack perfect for 1970s and later HO layouts!

[Watch Now](#)

Biggest Track Sale of the Year on Now at Walther's!



High-speed main line, weed-grown branch, busy yard or seldom-used siding, track tells the story of your railroad like no other model! Incorporating high quality track components is easy with the great selection of track and accessories - over 200 items in all - specially priced during our annual Track Sale! Quantities are limited, check out the selection and get your order in now!

[Save Now](#)

See What's New From Walthers at the Amherst Show!



E-Update friends, be sure to stop by and say hi during this year's Railroad Hobby Show! We'll be in the Better Living Center, booth 10 where you can see many of our latest arrivals and newly-announced products first-hand. The Amherst show, as its popularly known, fills 350,000 square feet spread over four buildings, and with models, collectibles, supplies and more, there's something for every train fan! Held at the Eastern States Exposition at 1305 Memorial Avenue in West Springfield, Massachusetts, the show open at 9:00AM Eastern Saturday January 27 (10:00AM Eastern on Sunday the 28th) and runs until 5:00PM Eastern both days. Click [here](#) for directions, details and more information. See you there!

[Learn More](#)

**Build a Complete Station Scene with Two New N Scale
Cornerstone® Kits!**



Here's a pair of great winter projects for your N Scale railroad - the new Cornerstone Golden Valley Depot (#933-3894) and Freight House (#933-3895) kits are in stock and shipping now! Similar structures could be found on railroads big and small throughout the steam-and diesel-eras. The

depot builds into a typical small town combination station with a herringbone brick platform, perfect for handling passenger traffic and express shipment by itself, or use it alongside the matching freight house in bigger towns generating more business. Both are designed for easy assembly with parts molded in colors, and two-piece wall assemblies that simplify painting if desired. Order yours today!

[Shop Now](#)

Just Arrived - Get Your New HO WalthersProto® E Units Today!




Keep your premiere HO streamliners on schedule with the newest WalthersProto E Units leading the way! A favorite for railroads upgrading passenger service in the postwar years, the E8, and the later almost identical E9, led many of America's most famous trains, with many later serving Amtrak as well as in fast freight and commuter service. Wearing a rainbow of authentic schemes and packed with road-specific details, our new releases include E8s from the Pennsylvania (perfect for *The General*, *Broadway Limited* and other Blue Ribbon trains), as-delivered Union Pacific® and Milwaukee Road E9s (that lead the *City of San Francisco* and other Streamliners from 1955 on), along with B&O, C&O and Southern E8s, plus CB&Q E9s that feature our unique plated finish to simulate stainless steel. For modern-era modelers, check out the newly tooled replicas of UP's signature excursion fleet E9A-Bm units, updated with ditch lights and other contemporary details! Good looks are just the beginning, as each features the rugged and reliable WalthersProto drive - considered the best in the industry by many modelers. Available while supplies last with ESU LokSound 5 Sound & DCC for DCC or DC powered layouts, and in Standard DC versions, supplies are limited and they're moving fast! Order yours now to avoid missing out!

[Shop E9s](#)

[Shop E8s](#)

Amazing New Alco Diesels Available Now from Bowser!



Tackle any assignment on your HO railroad with the new Alco RS-3 from Bowser! Built between 1950 and 1956, over 1,400 of these versatile road switchers worked all across North America, with some still in short line freight and museum service! The Bowser Executive Line models feature accurate, railroad- and era-specific body variations, applied details and a smooth-running drive with can motor, flywheels, nickel silver wheels with RP-25 flanges and knuckle couplers. DCC-equipped models include a factory-installed ESU LokSound Select sound and DCC decoder and operate on both DCC and DC (with limited sound features) layouts; DC models feature a 21-pin DCC decoder interface for easy conversion to DCC whenever you're ready (decoder sold separately). In stock and ready to ship, order yours now for the best selection!

[Shop Now](#)



@2024

[Contact](#) - [Privacy Policy](#)

[Unsubscribe](#) [Forward](#)

5601 W Florist Ave, Milwaukee, WI 53218-1622

Get ready for fantrip season with the latest run of UP® Heritage Fleet Passenger Cars from WalthersProto®!

[View in browser](#)

WALTHERS®

E-Update

1/24/2024

See What's New From Walthers at the Amherst Show!



E-Update friends, be sure to stop by and say hi during this year's Railroad Hobby Show! We'll be in the Better Living Center, booth 10 where you can see many of our latest arrivals and newly-announced products first-hand. The Amherst show, as its popularly known, fills 350,000 square feet spread over four buildings, and with models, collectibles, supplies and more, there's something for every train fan! Held at the Eastern States Exposition at 1305 Memorial Avenue in West Springfield, Massachusetts, the show open at 9:00AM Eastern Saturday January 27 (10:00AM Eastern on Sunday the 28th) and runs until 5:00PM Eastern both days. Click [here](#) for directions, details and more information. See you there!

[Learn More](#)

Check out these WalthersMainline® Heavy-Haulers!



Add real variety to your flatcar fleet with the WaltherMainline [60' Pullman-Standard Flatcars](#), available now in HO! Based on prototype cars built from the 1960s onward for TTX and many railroads where they're still going strong, the prototypes are equipped to handle all kinds of heavy-hauling chores. Our layout-ready models feature superbly detailed decks that match different prototype configurations, along with bulkhead flats, container carriers and more. A variety of colorful schemes are in stock, each with multiple car numbers, but remember, these are all limited-runs! Don't miss out, order yours today!

[Shop Now](#)

Great New Field Offices for HO and N Scale Sites from Atlas!



Set up shop in minutes with the new Atlas [40' Mobile Office Containers](#), available in both HO and N Scale! The prototypes fill the need for portable, on-demand office space at construction sites, railroad yards and many other places, and are made from "retired" shipping containers. Each features accurate doorway, window and light fixture (nonoperating) details, plus separately applied

air conditioning units and electrical equipment housings, and conduits, plus fine decoration. Already moving fast, get your orders in right away and avoid missing out!

[Shop Now](#)

Contemporary Lumber Carriers Available Now from Rapido



Modernize lumber traffic in minutes with the new National Steel Car (NSC) 73' Centerbeam Flatcars, now arriving in HO from Rapido! Built from 1987 to the early 2000s, they're a common sight all across North America hauling finished lumber and other building materials today. Each features roadname-specific side sill, deck, underbody and top truss variations, factory-installed rubber air hoses, metal grab irons and metal wheelsets. Build a fleet in minutes with a six-pack of cars, featuring different numbers, or choose from individual cars (limited quantities available), but make sure you don't miss out, get your order in now before they're gone!

[Shop Now](#)



@2024

[Contact](#) - [Privacy Policy](#)

[Unsubscribe](#) [Forward](#)

5601 W Florist Ave, Milwaukee, WI 53218-1622

Check out the newest roadnames on the
WalthersMainline® HO ACF 50' Exterior Post
Boxcars!

[View in browser](#)

WALTHERS®

E-Update
2/7/2024

Check out the newest roadnames on the
WalthersMainline® HO ACF 50' Exterior Post Boxcars!



A hallmark of freight car fleets from the 1970s on, check out the great new schemes, rugged details and more on WalthersMainline HO [ACF 50' Exterior Post Boxcars!](#)

[Watch Video](#)

Perfect Power for HO Freight & Passenger Service



The color and excitement of the streamliner era and beyond roars to life with this new run of WalthersProto® FP7 diesels! To counter operating issues and insufficient water capacity on earlier passenger diesels, EMD introduced its dual-service FP7 in 1949. Measuring 4' (1.2m) longer than a standard F7A, the extra space provided room for a larger water tank, lowering costs and reducing the number of stops en route. A perfect choice for your freight and flagship trains, each HO Scale replica delivers maximum detail and superb performance. Starting with authentic paint and lettering, each model sports a huge variety of road- and era-specific details, reflecting their many years of service. Delivering power and performance second to none, each comes layout ready with a powerful five-pole, skew-wound can motor, 14:1 helical gears for smooth, quiet performance, all-wheel drive and electrical pick up, and much more. Choose from FP7-F7B sets with both units powered and matching FP7 units, factory-finished in C&O, CP, SOO (red, white), PRR (Tuscan and Brunswick Green), and SP™ (gray, red), in your choice of LokSound 5 Sound & DCC and Standard DC versions. The first releases are due this Summer, but order yours now so you don't miss out!

[Preorder Now](#)

Finish HO Freight Trains with WalthersProto Caboosees



Keep HO freight trains moving safely with two new runs of classic cabooses, coming soon from WalthersProto. The perfect complement to steam- or diesel-era operations, new releases include signature rib-side steel cars from the Milwaukee Road, and Santa Fe's 1300-series wooden waycars. Both series will be available in a wide range of authentic paint and lettering schemes; Milwaukee cars cover 1939 to the 1980s along with a unique Maintenance-of-Way scheme, and "retired" cars sold to St. Maries River Railroad, while the ATSF cars will be offered in three versions covering the years from before 1938 to retirement. Each scheme will be available with multiple numbers (as appropriate) so you can build a fleet in minutes. Layout-ready with superb detail inside and out, each replica includes factory-applied grab irons, railings and ladders, roof walks, correct smoke jack and other roof details, authentic trucks, underbody equipment and much, much more! On track for a Spring 2024 delivery, supplies will be limited and some car numbers are close to selling out. Now is the time to order yours and avoid disappointment!

[Preorder Now](#)

Plan Your Next Summer Fantrip with New Rivarossi Big Boys in HO!



Bold and beautiful, Union Pacific's biggest Heritage Fleet steamer comes to HO in a new run of Big Boy #4014 from Rivarossi! Restored to operating condition for the 150th anniversary of the Golden Spike, the massive 4-8-8-4 continues to delight railfans, modelers and the public as it barnstorms its way all across the UP today! Based on the prototype as it appears since the rebuild with an oil tender, the model is available in both sound and DCC, and Standard DC versions. Each features fine detailing, accurate decoration, many separately applied details and magnetic knuckle couplers. Both are in stock for immediate delivery - be sure to reserve the Walther's Proto Union Pacific® Heritage Fleet cars to model a complete train - but only while supplies last. Order yours now!

[Shop Now](#)

Cool New Cryogenic Tankers Available Now from Broadway Limited



Add real variety to your HO freight car fleet with these unique High-Capacity Cryogenic Tank Cars, available now from Broadway Limited! Used to haul super-cold fluids such as liquid oxygen, nitrogen and argon to various industrial users, these cars can maintain extremely low temperatures - down to minus 320 degrees Fahrenheit (-195.5 Celsius)! Fully assembled and finished in a variety of lease-fleet and private-owner schemes, the models are available as singles and in two packs to expand your roster in minutes! Other features include detailed injection-molded bodies with applied details, accurate decoration, metal wheels and Kadee® magnetic knuckle couplers. Don't wait, these are starting to move fast so be sure you get your orders in today!

[Shop Now](#)



@2024

[Contact](#) - [Privacy Policy](#)

[Unsubscribe](#) [Forward](#)

5601 W Florist Ave, Milwaukee, WI 53218-1622

Take any HO layout to another level of realism
when you mix and match all three sizes of
Walthers Track@!

[View in browser](#)

WALTHERS®

E-Update
2/14/2024

New WalthersProto® 110-Ton Capacity Flatcars are Perfect for Big Loads



Got a big, heavy load to move? Your HO railroad will be ready to take on the job with the all-new WalthersProto 89' Greenbrier TTX 110-ton Flatcar! Based on prototypes that first entered service in 2018 to meet the needs of the US military, both assigned and general service cars can be seen on the move all across North America today. Equipped to handle wheeled and light tracked equipment, the prototypes can also carry 20' and 40' containers, using a variety of load-securing devices built into the car. Like the prototypes, this all-new model has a highly detailed deck and includes the dual tie-down chain channels on deck, positionable covered container pedestals and separately applied nonworking cable straps & strap brackets. The layout-ready models also come complete with a die cast metal underframe for superb performance empty or loaded, wire grab irons and a highly detailed underframe with full, separately-applied brake rods and piping. The cars will be available with a variety of modern TTX reporting marks and multiple numbers, including TPDx cars assigned to military loading, along with an undecorated version for customizing. They'll look great with a load of SceneMaster™ containers, or modern military vehicles from various suppliers, available separately. Due for a Summer 2024 arrival, they're already moving fast, so reserve yours now for best selection!

Preorder Now

LAUNCHING SOON!

AIM HIGH!

THE SKY'S THE LIMIT FOR
WALTHERS 2024 NMRBO!

KEY DATES TO REMEMBER

CONTEST BEGINS 3/1/2024	ENTRIES DUE 7/1/2024	WINNERS ANNOUNCED AUGUST, 2024
----------------------------	-------------------------	-----------------------------------



Check out all that's new for the 2024 National Model Railroad Build-Off! Go full throttle in the three new categories open to adults and youths (14 and under) including Weathering, Graffiti Art and Kitbashing, or showcase a 2 x 4' scene you build yourself for the Freestyle Category. Land in any of the top spots, and you'll take home a fabulous cash prize - up to \$2000! This year's specially selected contest cars and kits will be available to purchase March 1, but complete details are available online so you can file your flight plan now! All entries are due to return on July 1, with winners announced in August. Click here for complete details, contest rules (some restrictions apply) and more, now!

[Learn More](#)

Add to Your N Scale Fun with these Broadway Limited Sound-Equipped Stock Cars!



Get things "mooving" on your N Scale layout with new sound-equipped [Stock Cars](#), now available from Broadway Limited! Based on the Pennsylvania Railroad's long-lived K7 class that moved all kinds of livestock to market, these will be right at home behind your favorite steam or early diesel power. Each layout-ready model includes a track-powered, motion-activated circuit and speaker, with livestock sounds including cattle, mules or sheep, that come to life any time the car is moved or jostled, like the prototype! For seasonal displays, check out the Holiday and Christmas cars that play carols and Santa sounds, or the Halloween car with its spooky sounds. Sound and sensitivity are easily adjusted using an included magnet, and will operate on DCC or DC layouts. Non-sound versions are also available for most roadnames, and all operate on Code 50, 70 or 80 rail, with a minimum radius of 9-3/4". In stock and ready to ship, place your orders today!

[Shop Now](#)

New Atlas GP38 Delivers Big Power in a Small Package!



EMD's GP38 is one of the most popular diesels ever built in any size! This new Atlas HO Scale model is based on units introduced in 1966 and built through 1971 that can still be found working all across North America. Perfect for layouts big or small, the layout-ready models feature period and road-specific details, including square or angled paper air filters and working ditch lights as appropriate. Power is supplied by a five-pole, skew-wound motor with dual flywheels, and each features directional LED lighting, Accumate® magnetic knuckle couplers, and more. Models are available with a dual-mode ESU LokSound Select sound and DCC decoder for operation on DCC and DC layouts (with limited sound capabilities on in DC operation), and in standard DC versions. The selection includes a variety of colorful railroad-owned, short line and lease-fleet schemes, but only while supplies last. They're in stock but going fast, so you'll want to order yours now!

[Shop Now](#)



@2024

[Contact](#) - [Privacy Policy](#).

[Unsubscribe](#) [Forward](#)

Add modern gondolas to HO operations with all-new WaltherMainline 68' Railgons!

[View in browser](#)

WALTHERS®

E-Update
2/21/2024

Modernize Your HO Gondola Fleet in Minutes with WaltherMainline®



Seeing is believing! Check out the amazing level of detail on these all-new WaltherMainline 68' Railgon Gondolas in HO!

[Watch Now](#)

All-New WaltherProto® PRR X29b Merchandise Service Sets are in Stock!



Clear the tracks for one of the hottest new HO releases from Walther'sProto, the [Pennsylvania Railroad Merchandise Service Freight Trains!](#) Introduced in the late 1940s to expand less-carload-lot (LCL) traffic, these were some of the most important trains on the railroad, covering the 900 miles between New York and Chicago in just 32 hours, with a dedicated fleet of X29b boxcars wearing a special paint scheme. Our first-ever, newly tooled replicas of the X29b are available in a trio of 12-packs, each with a dozen unique car numbers to build your own fleet, and a special N6b cabin car available only in these sets! These layout-ready boxcars feature the correct larger body with its 10' 6" interior height, separately applied ladders, grab irons and other details, plus modernized roof, ends and doors; cabooses feature over 30 separately applied parts and also come ready for service. These sets have just arrived and are shipping now - and be sure to reserve the new [Pennsylvania Walther'sProto EFP-15 \(FP7\)](#) and [EH-15 \(F7B\) FP7-F7B](#) dual-service diesels in two schemes to power your trains for the Summer 2024 delivery!

[Reserve Now](#)

**Drive New Business to Your Railroad with
Walther'sMainline Auto Parts Cars!**



Add exciting new business to your HO rail operations with the Walther's Mainline 60' Pullman-Standard Single Door Auto Parts Boxcars, available now! Designed to handle large and heavy subassemblies such as engines, transmissions and brake drums, these big cars rolled in some of the hottest trains between suppliers and auto production plants from the 1960s to 1990s. Paint shops transformed those big sides into rolling billboards, with a rainbow of paint and lettering schemes that stood out from the crowd. Our models are built tough for years of service at home or the club, and feature the larger door for easier forklift access, separate ladders, a detailed underbody with end-of-car cushioning, 70-ton trucks with RP-25 turned metal wheelsets and Proto MAX™ magnetic metal knuckle couplers. Just arrived, choose from ATSF, BN, B&O, DT&I, SOU, NS (with SOU reporting marks) schemes with multiple car numbers, and undecorated cars, all shipping now - order yours today for best selection!

[Shop Now](#)

Don't Miss this next Run of Walther's Proto SD9 Diesels!



Heavy trains of iron ore, long coal drags, tough mountain grades, commuter service starts and stops... whatever challenges your HO railroad brings, the Walther's Proto SD9 can do the job! Introduced in 1954 with the new 567C prime mover, the prototypes helped sell railroads on the benefits of six-axle power, and some are still handling switching chores, while others have been preserved. Perfect for your HO operations, our precision replicas start with a highly detailed shell, complimented by loads of era- and road-specific details and finished in authentic paint and lettering. Under that beautiful hood, you'll find the rugged, reliable Walther's Proto drive - considered by many modelers and operators to be the best in the industry today! Roadnames in this run include the original CB&Q "blackbird," DM&IR in arrowhead and large circle logo versions, GN, C&IM, and two SP™ versions based on units renumbered in 1965 and later rebuilt engines. Multiple road numbers

are available to expand your fleet in your choice of LokSound 5 Sound & DCC and Standard DC versions, but only while supplies last! Some roads are very close to selling out here in Milwaukee so make sure you have your orders in now for the Spring 2024 delivery!

[Reserve Now](#)

Broadway Limited GS-4 Steam Locos are Available Now



Signature Southern Pacific power comes to HO with the latest run of GS-4 4-8-4 steam engines by Broadway Limited. In service from 1941 to 1958, the class was usually found on the head of the flagship *Daylight* streamliners, resplendent in brilliant orange and red, although some were redone in basic black during WWII and towards the end of their careers. A fitting tribute to these legendary locomotives, the layout ready models are available as #4436 or #4439 in *Daylight* colors, or choose the unique black and silver scheme applied in the early 2000s to the restored #4449 for employee excursions on the BNSF. All feature full Paragon4 sound and DCC for realistic, reliable sound and motor control, that works with all Rolling Thunder™ advanced sound systems. Powered by a smooth-running flywheel-equipped drive, roadname-appropriate and era-appropriate detailing and magnetic knuckle couplers are standard equipment. Models can be operated on all DCC systems as well as on standard DC railroads (with limited sound functionality). In stock only while supplies last, order yours now so you don't miss out!


[Shop Now](#)

Classic Metal Works New 1954 Ford Trucks Deliver Maximum Details



HO Street scenes roar to life on your layout with the new Classic Metal Works [1954 Ford Box Body Delivery Truck](#) on the job! Perfect for hauling jobs in town or country, the new models are fully licensed, and feature a highly detailed die cast body finished in authentic factory paint or corporate colors as appropriate. Razor sharp pad printed lettering, chrome trim and other details add the finishing touch. A detailed interior with seats, clear plastic windows, non-operating lights and real rubber tires come standard on all models. In stock but selling quickly, be sure to order yours now!

[Shop Now](#)



©2024

[Contact](#) - [Privacy Policy](#)

[Unsubscribe](#) [Forward](#)

5601 W Florist Ave, Milwaukee, WI 53218-1622