


Straight Tracks

0 62 124 186 248



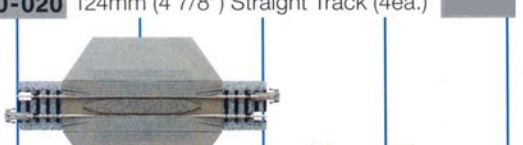
20-000 248mm (9 3/4") Straight Track (4ea.)




20-010 186mm (7 5/16") Straight Track (4ea.)




20-020 124mm (4 7/8") Straight Track (4ea.)



20-021 124mm (4 7/8") Road Crossing



20-400 248mm (9 3/4") Single Track Straight Viaduct Track (2ea.)




20-410 186mm (7 5/16") Single Track Straight Viaduct Track (2ea.)



20-420 124mm (4 7/8") Single Track Straight Viaduct Track (2ea.)



20-030 64mm (2 1/2") Straight Track (2ea.)



20-032 64mm (2 1/2") Uncoupler Track




20-040 62mm (2 7/16") Straight Track (4ea.)




20-041 62mm (2 7/16") Feeder Track



20-045 62mm (2 7/16") Snap Track Conversion Track (2ea.)



20-440 62mm (2 7/16") Single Track Straight Viaduct Track (2ea.)



20-050 78mm-108mm (3"-4 1/4") Expansion Track



Bumper Type A



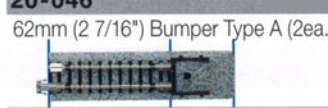
Bumper Type B




Bumper Type C




20-046 62mm (2 7/16") Bumper Type A (2ea.)




20-047 62mm (2 7/16") Bumper Type B (2ea.)



20-048 50.5mm (2") Bumper Type C (2ea.)



20-050 78mm-108mm (3"-4 1/4") Expansion Track




20-091 29mm (1 1/8") / 45.5mm (1 3/4") Straight Track Assortment (2ea.)



20-091 29mm (1 1/8") / 45.5mm (1 3/4") Straight Track Assortment (2ea.)

Turnouts, Crossings

0 186



20-202 #6 Left Turnout with 718mm (28 1/4") Radius Curve



20-203 #6 Right Turnout with 718mm (28 1/4") Radius Curve




20-220 #4 Left Turnout with 481mm (19") Radius Curve



20-221 #4 Right Turnout with 481mm (19") Radius Curve




20-210 310mm (12 3/16") Double Crossover Turnout



20-300 186mm (7 5/16") Left Hand 15° Crossing

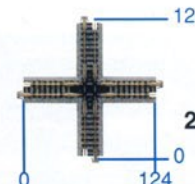
20-301 186mm (7 5/16") Right Hand 15° Crossing

20-320 124mm (4 7/8") 90° Crossing



248 310

248 310



20-320

Bridges



20-430 248mm (9 3/4") Single Track Truss Bridge, Red

20-431 248mm (9 3/4") Single Track Truss Bridge, Green

20-432 248mm (9 3/4") Single Track Truss Bridge, Gray

20-433 248mm (9 3/4") Single Track Truss Bridge, Silver

20-434 248mm (9 3/4") Single Track Truss Bridge, Black



20-435 248mm (9 3/4") Double Track Truss Bridge, Green

20-436 248mm (9 3/4") Double Track Truss Bridge, Light Blue

20-437 248mm (9 3/4") Double Track Truss Bridge, Silver

20-438 248mm (9 3/4") Double Track Truss Bridge, Black




20-450 186mm (7 5/16") Single Track Plate Girder Bridge, Red

20-451 186mm (7 5/16") Single Track Plate Girder Bridge, Green

20-452 186mm (7 5/16") Single Track Plate Girder Bridge, Gray

23-073 186mm (7 5/16") Single Track Plate Girder Bridge, Silver

20-454 186mm (7 5/16") Single Track Plate Girder Bridge, Black



20-460 124mm (4 7/8") Deck Plate Girder Bridge, Red

20-461 124mm (4 7/8") Deck Plate Girder Bridge, Green

20-462 124mm (4 7/8") Deck Plate Girder Bridge, Gray

20-464 124mm (4 7/8") Deck Plate Girder Bridge, Black

20-430 248mm (9 3/4") Single Track Truss Bridge, Red

20-431 248mm (9 3/4") Single Track Truss Bridge, Green

20-432 248mm (9 3/4") Single Track Truss Bridge, Gray

20-433 248mm (9 3/4") Single Track Truss Bridge, Silver

20-434 248mm (9 3/4") Single Track Truss Bridge, Black

20-435 248mm (9 3/4") Double Track Truss Bridge, Green

20-436 248mm (9 3/4") Double Track Truss Bridge, Light Blue

20-437 248mm (9 3/4") Double Track Truss Bridge, Silver

20-438 248mm (9 3/4") Double Track Truss Bridge, Black

20-450 186mm (7 5/16") Single Track Plate Girder Bridge, Red

20-451 186mm (7 5/16") Single Track Plate Girder Bridge, Green

20-452 186mm (7 5/16") Single Track Plate Girder Bridge, Gray

23-073 186mm (7 5/16") Single Track Plate Girder Bridge, Silver

20-454 186mm (7 5/16") Single Track Plate Girder Bridge, Black

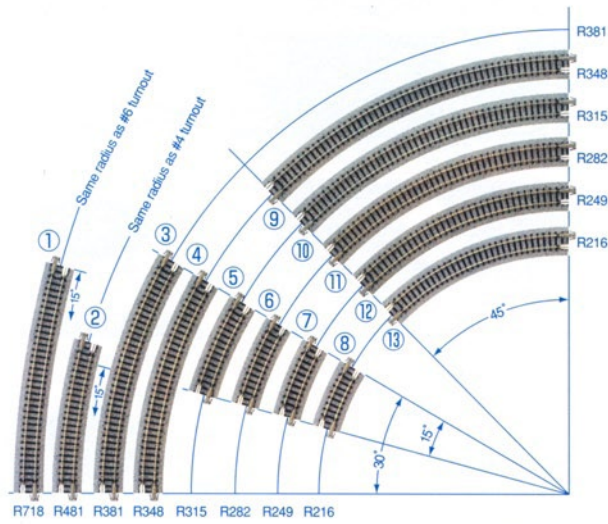
20-460 124mm (4 7/8") Deck Plate Girder Bridge, Red

20-461 124mm (4 7/8") Deck Plate Girder Bridge, Green

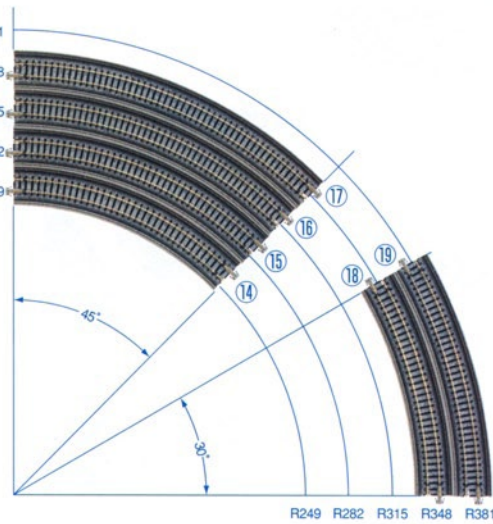
20-462 124mm (4 7/8") Deck Plate Girder Bridge, Gray

20-464 124mm (4 7/8") Deck Plate Girder Bridge, Black

Note: Piers, as pictured, are not included with Deck Plate Girder Bridge.



R718 R481 R381 R348 R315 R282 R249 R216



R249 R282 R315 R348 R381

- 20-170** 216mm (8 1/2") Radius 45° Curve Track (4ea.)
- 20-171** 216mm (8 1/2") Radius 15° Curve Track (4ea.)
- 20-100** 249mm (9 3/4") Radius 45° Curve Track (4ea.)
- 20-101** 249mm (9 3/4") Radius 15° Curve Track (4ea.)
- 20-110** 282mm (11") Radius 45° Curve Track (4ea.)
- 20-111** 282mm (11") Radius 15° Curve Track (4ea.)
- 20-120** 315mm (12 3/8") Radius 45° Curve Track (4ea.)
- 20-121** 315mm (12 3/8") Radius 15° Curve Track (4ea.)
- 20-130** 348mm (13 3/4") Radius 30° Curve Track (4ea.)
- 20-132** 348mm (13 3/4") Radius 45° Curve Track (4ea.)

- ⑬
- ⑧
- ⑫
- ⑦
- ⑪
- ⑥
- ⑩
- ⑤
- ④
- ⑨

- 20-140** 381mm (15") Radius 30° Curve Track (4ea.)
- 20-150** 718mm (28 1/4") Radius 15° Curve Track (4ea.)
- 20-160** 481mm (19") Radius 15° Curve Track (4ea.)
- 20-505** 249mm (9 3/4") Radius 45° Single Track Viaduct Curve Track (2ea.)
- 20-510** 282mm (11") Radius 45° Single Track Viaduct Curve Track (2ea.)
- 20-520** 315mm (12 3/8") Radius 45° Single Track Viaduct Curve Track (2ea.)
- 20-530** 348mm (13 3/4") Radius 45° Single Track Viaduct Curve Track (2ea.)
- 20-531** 348mm (13 3/4") Radius 30° Single Track Viaduct Curve Track (2ea.)
- 20-540** 381mm (15") Radius 30° Single Track Viaduct Curve Track (2ea.)

- ③
- ①
- ②
- ⑭
- ⑮
- ⑯
- ⑰
- ⑱
- ⑲


Track Catenaries




23-057
Catenary Poles, Double Track (rounded corners) (11ea.)



23-059
Catenary Poles, Single Track (16ea.)




23-060
Catenary Poles, Double Track (square corners) (8ea.)



23-056
Catenary Pole Bases (for use with 23-057, 059, 060)

Viaduct Piers



23-015
15mm - 50mm (1/2" - 2") Single Track Incline Pier Set

23-016
Gradual Single Track Incline Pier Set



23-017
50mm (2") Single Track Pier Set (5ea.)



23-047
50mm (2") Single Track Pier Set (5ea.)