

SHARE:

[Join Our Email List](#)

[View as Webpage](#)



New and In Stock!

N and HO Scale Drop-End Gondolas

Gondolas are crucial to freight rail operations. Designed for bulk or oversized loads, their low sidewalls allow them to carry a wide range of cargo, from steel plates, coils, and scrap metal, to ballast and coal. Some can additionally be found hauling pre-constructed track segments to work sites in maintenance-of-way service. First appearing in the 1920s, Drop-End Gondolas were built to allow for extra-length loads. The ends of the cars would fold inwards, allowing for loads longer than the gondola itself to be transported. The new Bachmann N Scale 52'6" Drop-End Gondola has all-new tooling and comes in a variety of authentic mid-20th century paint schemes. Each car comes fully assembled, featuring a highly detailed painted body with a posable drop-end gate for realistic operation, blackened machined metal wheels with RP25 contours, magnetically operated *E-Z Mate*® couplers, and added weight for optimum tracking performance.



N
SCALE



FRISCO #61678

Item No. 73970



GREAT NORTHERN #72826

Item No. 73971



NEW YORK CENTRAL #501884

Item No. 73972



UNION PACIFIC® #30868
Item No. 73973

[Click Here for Our Complete Range of N Scale Gondolas](#)

Also Available in HO Scale

HO
SCALE

New Arrivals



PENNSYLVANIA RAILROAD #371604

Item No. 74805



RIO GRANDE™ #56179
Item No. 74806

[Click Here for Our Complete Range of HO Scale Drop-End Gondolas](#)

Included Features

- fully assembled
- posable drop-end gates
- precision graphics
- blackened-metal wheels with RP25 contours
- body-mounted, magnetically operated *E-Z Mate*® Mark II couplers
- non-magnetic blackened brass axles with needlepoint bearings
- Celcon® trucks
- added weight for optimum tracking performance



With record visitor numbers on opening day, the 2024 Amherst Railway Society Railroad Hobby Show was a resounding success. Our team was delighted to meet so many of you, answer your questions, and just talk trains. As always, we enjoyed seeing Bachmann models running on layouts throughout the show, and were continually impressed by the creativity and talent evident throughout the displays. Our 2024 Catalog announcements were soft-unveiled at the show, while we also revealed the first fully painted sample of our Amtrak® Acela® II in HO Scale. Look for us next at the *World's Greatest Hobby on Tour*® from February 10th-11th at the Indiana State Fair in Indianapolis!



SHARE:

[Join Our Email List](#)

[View as Webpage](#)



Bachmann Track Cleaning Cars

Available in N & HO Scale

[Shop Now](#)

N
SCALE

TRACK-CLEANING 50' PLUG-DOOR BOXCARS

Bachmann's track cleaning cars provide an efficient and economical way to clean your track. The exclusive dry cleaning system features a reusable track cleaning pad. Track Cleaning Replacement Pads, Item #16999, are also available separately.



New and Now In Stock



(left side)



(Right Side)

CANADIAN NATIONAL #401527
(Newsprint)
Item No. 16372



GREAT NORTHERN #36871
(Cushioned Ride)
Item No. 16373

Features Include

- rolling stock – fully assembled track cleaning car
- highly detailed painted bodies with precision graphics
- blackened machined metal wheels with RP25 contours
- magnetically operated *E-Z Mate*® couplers
- non-magnetic blackened brass axles with needle-point bearings
- Celcon® trucks
- added weight for optimum tracking performance
- N Scale 1:87

[Click Here to See Our Full Range of N Scale Track-Cleaning Cars](#)



HO
SCALE



LOUISVILLE & NASHVILLE® #40550
(Impact Demo Car)
Item No. 16325



READING #111212
Item No. 16326

[Click Here to See Our Full Range of HO Scale Track-Cleaning 40' Box Cars](#)

Additional Items



HO Scale Track-Cleaning 40' Tank Cars



HO Scale Track-Cleaning 40' Wood-Side Reefers

TRACK-CLEANING REPLACEMENT PADS

Need a replacement Track Cleaning Pad for your Track Cleaning Car? These dishwasher-safe replacement pads are available in both HO Scale and N Scale:



HO SCALE
ITEM # 16949



N SCALE
ITEM # 16999



Come see us at the World's Greatest Hobby On Tour©!

We'll be at the World's Greatest Hobby On Tour© this Saturday, February 10th, and Sunday the 11th. Stop by our booth to check out our latest samples in person, ask a question of our knowledgeable team, or say hi! See you there!

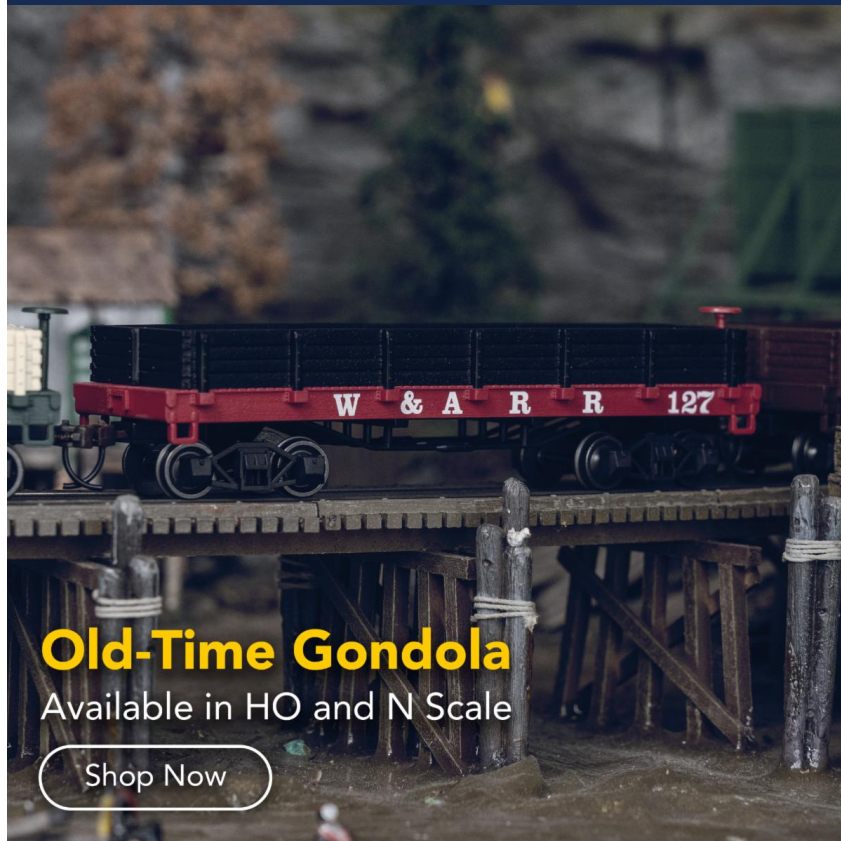
Learn more about World's Greatest Hobby On Tour© on their website!



SHARE:

[Join Our Email List](#)

[View as Webpage](#)



Old-Time Gondola

Available in HO and N Scale

[Shop Now](#)

HO
SCALE

The Gondola was an early development in freight railroading. In many ways, it was a natural evolution from the most primitive of horse-drawn carts. These were fairly basic cars, featuring open deck construction with wood planks mounted on an iron frame. Despite this simple appearance, however, they were one of the most versatile car types, capable of hauling just about anything. Examples of loads typically transported by early gondolas included ballast, soil, cut wood, military supplies, construction equipment, and even produce - from bags of grain or flour to berries picked fresh from the field.

The Bachmann Old-Time Gondola is available in both HO and N Scale. Featuring paint schemes from authentic railroads of the late 1800s, the cars come complete with a wood-grain effect on the deck and sides, a separately applied brake wheel, era-appropriate arch-bar trucks, blackened metal wheels, and *E-Z Mate*® knuckle couplers for easy coupling to other locomotives and cars from the Bachmann Old-Time range.

New and Now In Stock



DELAWARE & HUDSON #13161
Item No. 15405




PENNSYLVANIA RAILROAD #8397
Item No. 15406

Additional Items



SANTA FE #966
Item No. 15401



VIRGINIA & TRUCKEE #101
Item No. 15402



WESTERN & ATLANTIC #127
Item No. 15403



UNION PACIFIC® #305
Item No. 15404

Features Include

- Old-Time Gondola design
- highly detailed painted bodies with precision graphics

- blackened, machined-metal wheels with RP25 contours
- magnetically operated *E-Z Mate*® Mark II couplers
- non-magnetic, blackened-brass axles with needlepoint bearings
- Celcon® trucks
- added weight for optimum tracking performance

[Click Here for Our Full Selection of HO Scale Old-Time Gondolas](#)



**LAKE SHORE & MICHIGAN
SOUTHERN #D13111**
Item No. 15455



NEW YORK CENTRAL #47463
Item No. 15456

Features Include

- Old-Time Gondola design
- highly detailed painted bodies with precision graphics
- blackened, machined-metal wheels with RP25 contours
- magnetically operated *E-Z Mate*® Mark II couplers
- non-magnetic, blackened-brass axles with needlepoint bearings
- Celcon® trucks
- added weight for optimum tracking performance

[Click Here for Our Full Selection of N Scale Old-Time Gondolas](#)



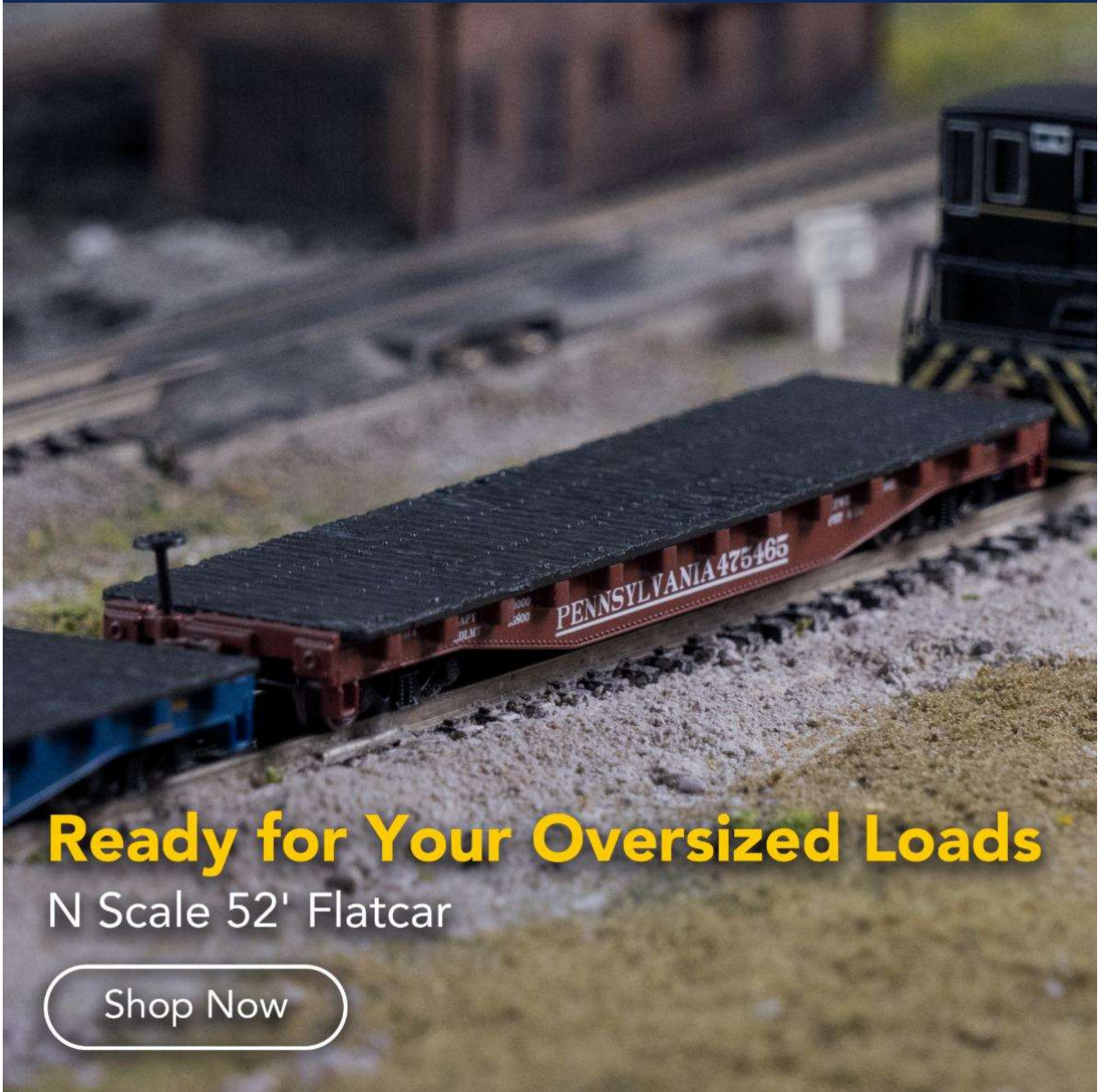
At the end of January, we bid farewell to our outgoing Web Store Manager, Bruce. An avid rail transit enthusiast from Queens, he had often expressed his dream of operating a New York Subway car. Well, we couldn't let him retire without helping him fulfill that wish. On our return trip from the [Railroad Hobby Show](#), we teamed up with [The Shore Line Trolley Museum](#) in East Haven, CT to make it happen! Our sincere thanks go to the museum for making it possible, not just with any car, but with the same type he grew up riding! We wish Bruce nothing but the best in his next chapter! For northeastern transit fans, the operational collection at [The Shore Line Trolley Museum](#) is second to none! Find out more at shorelinetrolley.org/



SHARE:

[Join Our Email List](#)

[View as Webpage](#)



Ready for Your Oversized Loads

N Scale 52' Flatcar

Shop Now

N SCALE

Used to haul oversized loads such as vehicles, lumber, industrial materials, or railroad maintenance equipment, 52' Flatcars were a common sight on mid-to-late 20th Century freight consists throughout North America. The Bachmann 52' Flatcar arrives in a variety of colors and road names from both the past and present. Each car is fully assembled and features highly detailed painted bodies with precision graphics, blackened machined metal wheels with RP25 contours, magnetically-operated *E-Z Mate*® couplers, non-magnetic blackened brass axles with needlepoint bearings, Celcon® trucks, and added weight for optimum tracking performance. Add the 52' Flatcar to your N scale roster and start moving your vehicle, industrial, or maintenance loads across your railroad.



A similar car used today in maintenance-of-way service

New and Now In Stock




CP RAIL #301565
Item No. 17355



NORFOLK & WESTERN #32804
Item No. 17356

Featured Items



SANTA FE #90852
Item No. 17351



CSX® #602360
Item No. 17352



PENNSYLVANIA #475465
Item No. 17353



UNION PACIFIC® #58259
Item No. 17354

FEATURES INCLUDE

- highly detailed painted bodies with precision graphics
- blackened, machined-metal wheels with RP25 contours
- body-mounted *E-Z Mate*® Mark II couplers
- non-magnetic, blackened-brass axles with needlepoint bearings
- Celcon® trucks
- added weight for optimum tracking performance
- N Scale 1:160

[Click Here For Our Full Selection of N Scale Flatcars](#)

