

[View as Webpage](#)



At a loss for what to get the model railroader in your life this Christmas? Not to worry! Bachmann has a wide variety of great separate-sale locomotives and motive power to complete your shopping list. With various items available in N, HO, On30, *Williams by Bachmann* O Gauge, and Large Scale, our selection is guaranteed to feature something they'd love to add to their collection this holiday season.

Here are just a few of our favorites:

N
SCALE



CHRISTMAS - BRILL TROLLEY

Item No. 61085

Founded in 1868 as a horse-car manufacturer in Philadelphia, the J. G. Brill Company would become one of the largest single producers of streetcars and interurban rail vehicles by the early 20th century. This classic Brill design is based on the Semi-Convertible streetcar seen in many cities across North America during the first half of the 20th century. Original examples and reproductions can still be found in museums and in some city operations to this day.

Features include:

- Fully assembled and ready to run
- Highly detailed painted body with operating headlight
- 8-wheel drive with metal wheels
- Precision graphics
- Performs best on 11.25" Radius curves or greater
- N Scale 1:160

[Explore Our Full Range of N Scale Brill Trolleys Here](#)

HO
SCALE



USRA 0-6-0 SWITCHER & TENDER NORTH POLE & SOUTHERN® #25

Item No. 50624



The USRA 0-6-0 was a standard class of steam locomotive designed under the control of the United States Railroad Administration, the nationalized railroad system in the United States. The 0-6-0 provided a good balance of power, versatility, and economy, and was used for switching operations as well as pulling trains on trips with lower speeds and shorter consists, including suburban passenger runs and branch line freight operations.

Features include:

- Prototypical 0-6-0 locomotive with slope tender
- Operating smoke unit and headlight
- Precision graphics
- Metal wheels and side rods
- Performs best on 18" Radius curves or greater
- HO Scale 1:87

[Explore Our Full Range of HO Scale Steam Locomotives Here](#)

On30
SCALE



VILLAGE STREET CAR SET - CHRISTMAS

Item No. 25017



Our Village Street Car Set features an electronic auto-reversing *E-Z Track*® system: the perfect solution for point-to-point passenger transit on your layout or Christmas village.

With a variable speed controller to determine the rate of travel, you can enjoy the ride while your town or city comes to life!

Features include:

- Streetcar with headlights and a lighted interior
- Variable speed control
- 4 pieces of 18" radius curved, auto-reversing *E-Z Track*®
- 3 pieces of 9" straight, auto-reversing *E-Z Track*®
- 1 piece of straight *E-Z Track*® with attached station house
- 1 Hayes bumper
- Illustrated instruction manual

[Explore Our Full Range of On30 Products Here](#)





EGGLINER MOTIVE POWER - CHRISTMAS NP&S®

Item No. 23701

Bachmann's whimsical "Eggliner" is now available in O Gauge. These self-propelled railcars are a great way to celebrate the seasons on your model railroad. Featuring operating headlights, marker lights, and transformer-controlled forward, neutral, and reverse operation, their vibrant colors, and fun design are sure to liven up your layout.

Features Include:

- Operating headlights & marker lights
- Transformer-controlled directional operation
- Seasonal graphics
- Drawbar coupler for consisting of multiple Eggliners together
- Navigates O-27 curves

[Explore Our Full Range of Williams O Gauge Products Here](#)

**LARGE
SCALE**



BALDWIN 4-6-0 STEAM LOCOMOTIVE with METAL GEARS
NORTH POLE & SOUTHERN®
(DCC and Sound-Ready)
Item No. 91805

Bachmann's Large Scale 4-6-0 has long served as the backbone of our *Big Haulers*® line, providing motive power to Bachmann sets for over two decades. With more than 1 million sold, the 4-6-0 has helped bring the hobby of large-scale model railroading to people around the world. We're excited to offer this improved edition of the 4-6-0, now available with a more accurate tender design, metal drivers, and an advanced nonproprietary plug-and-play circuit board to accommodate the control system of your choice, including conventional DC power, NMRA/NEM DCC, and/or RC operation.

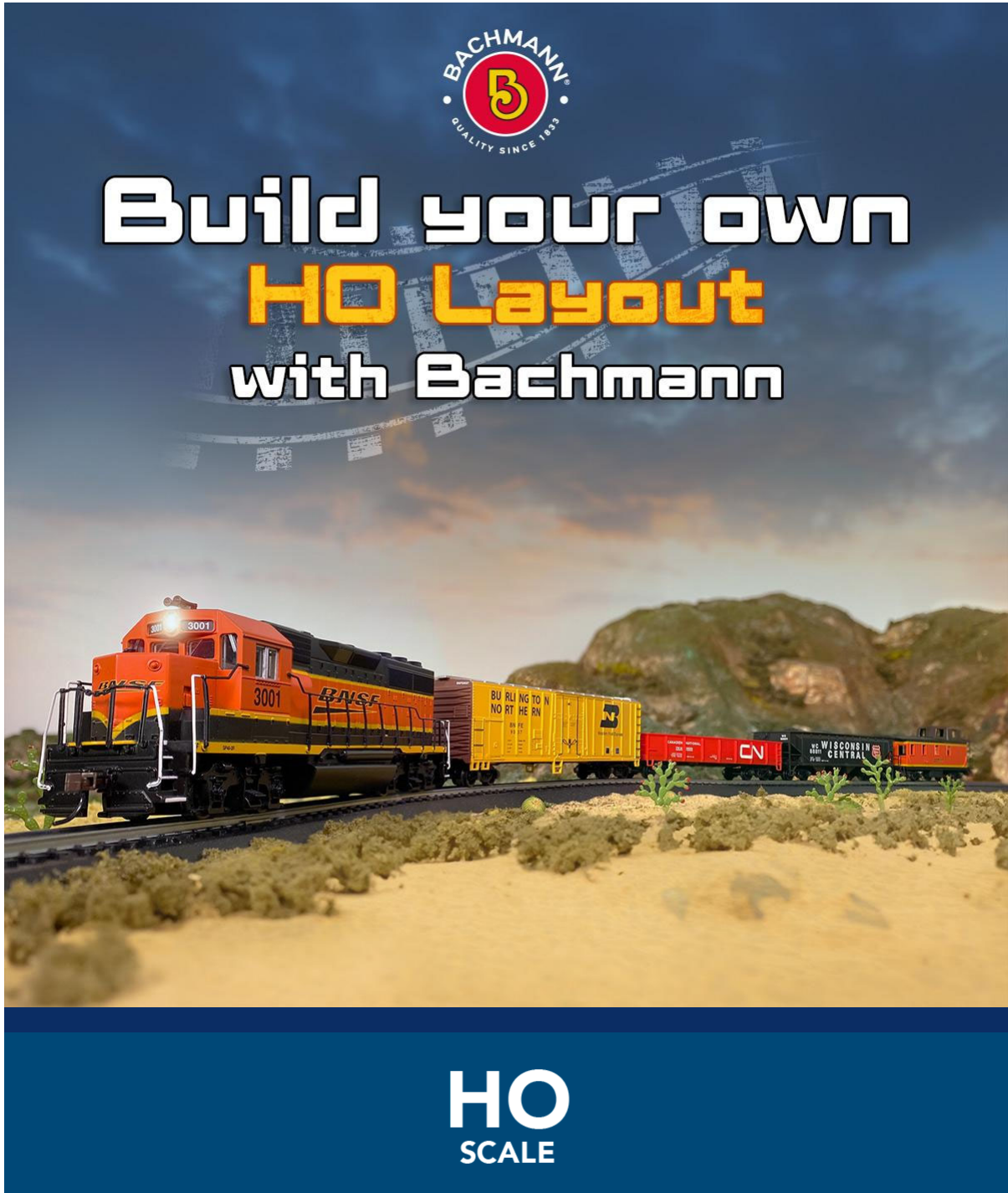
Explore Our Full Range of Large Scale 4-6-0 Steam Locomotives



SHARE:

[Join Our Email List](#)

[View as Webpage](#)



The advertisement features a circular logo at the top center with a red 'B' on a yellow background, surrounded by the text 'BACHMANN' and 'QUALITY SINCE 1853'. Below the logo, the text 'Build your own HO Layout with Bachmann' is displayed in a large, bold, white font with a yellow outline. The background of the advertisement is a photograph of a model train set in a desert landscape. The train consists of an orange and black BNSF locomotive numbered 3001, followed by a yellow boxcar with 'BU RLI NG TO N NO RT HE RN' and a 'B' logo, a red CN boxcar, and a black Wisconsin Central boxcar. The train is on a track with a desert landscape of sand and small green bushes in the foreground and hills in the background under a blue sky with light clouds.

HO
SCALE

Are you ready to create your own HO scale railroading empire? Bachmann has everything you need to build or assemble an HO Scale layout you'll be sure to enjoy for years to come!

Start with Landscaping



SCENE SCAPES®

The first step to creating the layout of your dreams involves choosing your landscape. Do you want to model an urban city or a rural town? Are you inspired by desert mountains, lush forests, or sweeping plains? There's no limit to the level of detail and types of scenery you could include on your railroad!

Bachmann's *SceneScapes*® grass mats come in a variety of colors and are a great starting off point for establishing your scene. Grass Mat rolls (*Item Nos.* 32901 - 32904) simply roll out to create an instant base for further landscaping and scenery. To add more texture and detail, Tufted Grass Mats (*Item Nos.* 32921 - 32925) will provide further ground-level realism for a variety of landscape types, and can be installed on your layout in seconds.

[Click Here to Learn More](#)

Add Details




SCENE SCAPES®

TREES

(left to right: Item No. 32002 and Item No. 32006 shown)

Next, it's time to build upwards from the ground by adding some trees and higher-reaching flora. Whether you model the evergreens of the northwest or the deciduous trees of the east coast, you'll be sure to find the perfect trees for your HO scale residents to enjoy!

[Check Out Our Selection of Trees and Other Scenery Here](#)



BUILDINGS & STRUCTURES

Featured items above - 75th Anniversary Commemorative Kits

(left to right: Item No. 45195 and Item No. 43197 shown)

Now your railroad is ready for buildings & structures. From trackside to Main Street, we have a great selection of realistic structures to choose from.

[Check Out Our Selection of Buildings Here](#)



SCENE
SCAPES®

FIGURES & MORE

(left to right: Item No. 33109 and Item No. 33106 shown)

Bring your layout to life with our selection of *SceneScapes*® figures and animal packs. Bachmann has all the figures you need to create a realistic scene, whether it's rural, industrial, or whatever else you wish. With *SceneScapes*® your layout will be on track to "wow" all who see it in no time!

[Check Out Our Selection of Figures Here](#)

